


# Technical data sheet

## AZ small duct 150 A2

Item number: 6075330



AZ channel with a side height of 50 mm.  
Magnetic shield insulation without cover 20 dB, with cover 50 dB.



**A2** Stainless steel

**2B** Bright, treated

### Master data

Item number	6075330
Type	AZK 150 A2
Description 1	AZ small duct
Description 2	perforated
Manufacturer	OBO
Dimension	50x150x3000
Material	Stainless steel
Surface	Bright, treated
Surface standard	
Smallest sales unit	3
Unit of quantity	Metre
Weight	231.66 kg
Weight unit	kg/100 m

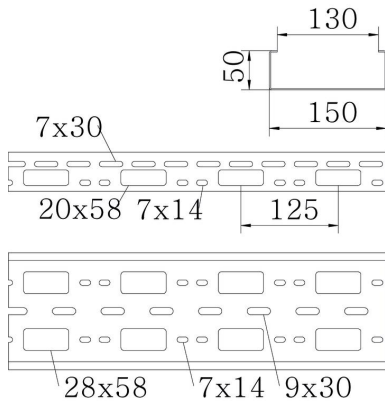
# Technical data sheet

## AZ small duct 150 A2

Item number: 6075330



### Dimensions



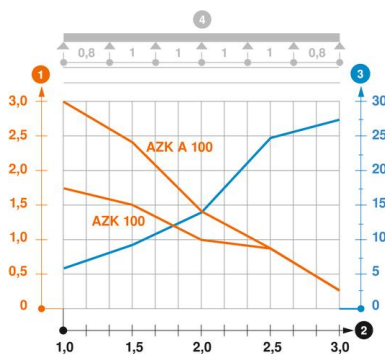
Dimension	50x150x1,5
Length	3,000 mm
Width	150 mm
Height	50 mm
Plate thickness	1.5 mm
Dimension B	150 mm

### Technical data

Connector version	Without connectors
Mounting system fastening type	Ceiling Wall
Maintain electrical functions	no
Mounting perforation in base	yes
NATO hole pattern	no
Usable cross-section	75 cm <sup>2</sup>
Usable cross-section	7500 mm <sup>2</sup>
Rustproof steel, pickled	no
Side perforation	yes
Wide-span version	no

### Loads

Insertable support spacings, min.	1 m
Insertable support spacings, max.	3 m
Support spacing 1.0 m	3 kN/m
Support spacing 1.5 m	2 kN/m
Support spacing 2.0 m	1.2 kN/m
Support spacing 2.5 m	0.8 kN/m
Support spacing 3.0 m	0.25 kN/m



#### Load diagram, AZ channel

- 1 Permitted cable tray/ladder load in kN/m without man load
- 2 Support width in m
- 3 Rail bend in mm at permitted kN/m
- 4 Load scheme during testing
- Load curve with cable tray/ladder width in mm
- Strut bend curve according to support width

# Technical data sheet

AZ small duct 150 A2

Item number: 6075330

