


# Technical data sheet

## Cable tray LKS 60 3 m FS

Item number: 6048812



LKS 60 = Light-duty cable tray system with 60 mm side height.  
The cable tray is fastened to the bracket with bolts, type FRS M6 x 12.  
Magnetic shield insulation without cover 20 dB, with cover 50 dB.



**St** Steel

**FS** Strip galvanized

### Master data

|                     |                  |
|---------------------|------------------|
| Item number         | 6048812          |
| Type                | LKS 610 3M FS    |
| Description 1       | Cable tray LKS   |
| Description 2       | perforated       |
| Manufacturer        | OBO              |
| Dimension           | 60x100x3050      |
| Material            | Steel            |
| Surface             | Strip galvanized |
| Surface standard    | DIN EN 10346     |
| Smallest sales unit | 3                |
| Unit of quantity    | Metre            |
| Weight              | 131.148 kg       |
| Weight unit         | kg/100 m         |

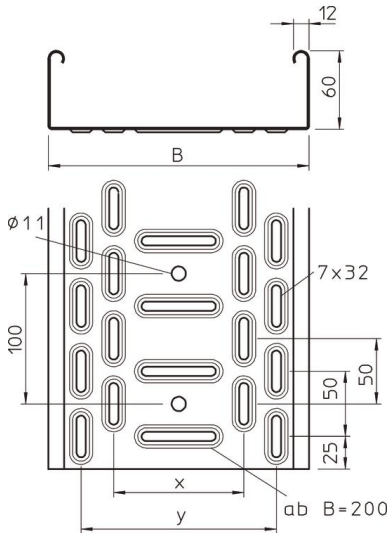
# Technical data sheet

## Cable tray LKS 60 3 m FS

Item number: 6048812



### Dimensions



|                 |          |
|-----------------|----------|
| Length          | 3,000 mm |
| Width           | 100 mm   |
| Height          | 60 mm    |
| Plate thickness | 0.75 mm  |
| Dimension B     | 100 mm   |
| Dimension x     | 0 mm     |
| Dimension y     | 50 mm    |

### Technical data

|   |                    |
|---|--------------------|
| Connector version                       | Without connectors |
| Mounting system fastening type          | Floor Ceiling Wall |
| Walkable                                | no                 |
| Maintain electrical functions           | no                 |
| With cover                              | no                 |
| Mounting perforation in base            | yes                |
| NATO hole pattern                       | no                 |
| Usable cross-section                    | 58 cm <sup>2</sup> |
| Rustproof steel, pickled                | no                 |
| Side perforation                        | yes                |
| Wide-span version                       | no                 |
| Load test type according to IEC 61537   | Type II            |
| Type of connector, cable support system | Screwed            |

# Technical data sheet

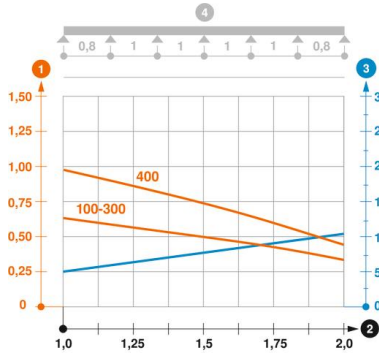
## Cable tray LKS 60 3 m FS

Item number: 6048812



### Loads

|                        |          |
|------------------------|----------|
| Support spacing 1.0 m  | 0.6 kN/m |
| Support spacing 1.5 m  | 0.5 kN/m |
| Support spacing 1.75 m | 0.4 kN/m |
| Support spacing 2.0 m  | 0.3 kN/m |



### Load diagram, cable tray, type LKS 60

- 1 Permitted cable tray/ladder load in kN/m without man load
- 2 Support width in m
- 3 Rail bend in mm at permitted kN/m
- 4 Load scheme during testing
- Load curve with cable tray/ladder width in mm
- Strut bend curve according to support width