

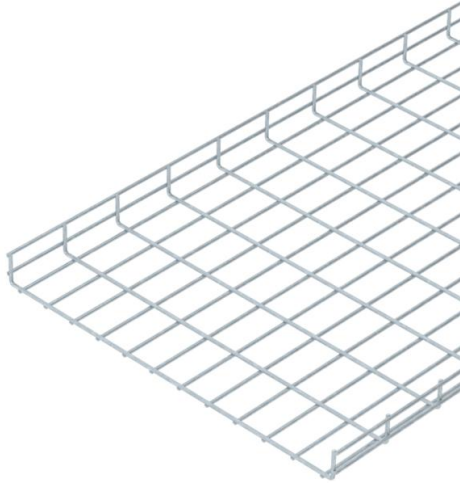
# Technical data sheet

## Heavy-duty cable tray SGR 55 FT

Item number: 6000775



Mesh cable tray made of spot-welded steel wire of side height 55 mm.  
The grid width is 50 x 100 mm.  
Magnetic shield insulation without cover 15 dB, with cover 25 dB.



**St** Steel

**FT** Hot-dip galvanised

### Master data

Item number	6000775
Type	SGR 55 600 FT
Description 1	Mesh cable tray SGR
Manufacturer	OBO
Dimension	55x600x3000
Material	Steel
Surface	Hot-dip galvanised
Surface standard	DIN EN ISO 1461
Smallest sales unit	3
Unit of quantity	Metre
Weight	507 kg
Weight unit	kg/100 m

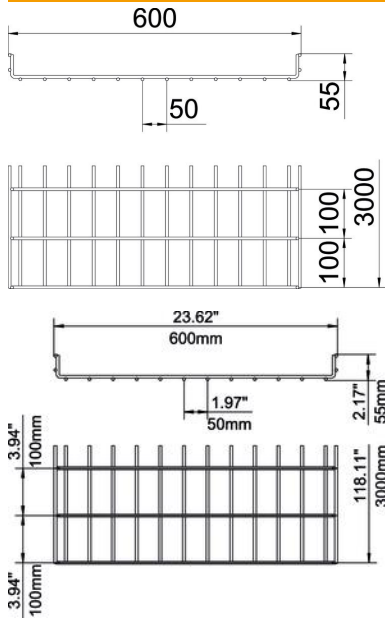
# Technical data sheet

## Heavy-duty cable tray SGR 55 FT

Item number: 6000775



### Dimensions



Length	3,000 mm
Width	600 mm
Width	23.62 in
Height	55 mm
Height	2.17 in
Dimension B	600 mm

### Technical data

Connector version	Without connectors
Mounting system fastening type	Ceiling Wall
Usable cross-section	265 cm <sup>2</sup>
Usable cross-section	26500 mm <sup>2</sup>
Profile shape	U-shaped
Load test type according to IEC 61537	Type II
Type of connector, cable support system	Screwed

# Technical data sheet

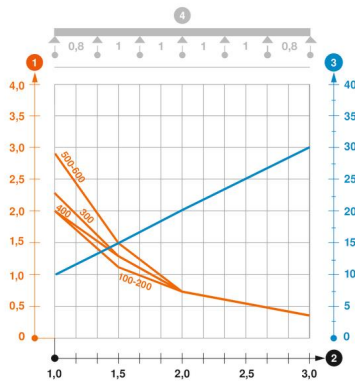
## Heavy-duty cable tray SGR 55 FT

Item number: 6000775



### Loads

Insertable support spacings, min.	1 m
Insertable support spacings, max.	3 m
Support spacing 1.0 m	2.9 kN/m
Support spacing 1.5 m	1.5 kN/m
Support spacing 2.0 m	0.75 kN/m
Support spacing 2.5 m	0.38 kN/m
Support spacing 3.0 m	0.4 kN/m



### Load diagram, mesh cable tray, type SGR 55

- 1 Permitted cable tray/ladder load in kN/m without man load
- 2 Support width in m
- 3 Rail bend in mm at permitted kN/m
- 4 Load scheme during testing
- Load curve with cable tray/ladder width in mm
- Strut bend curve according to support width